


# Inductive sensor

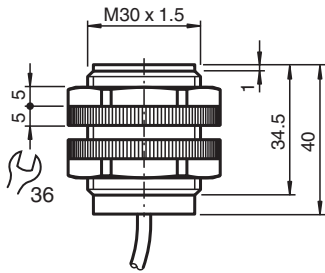
## NJ15-30GK-N



- 15 mm non-flush
- Usable up to SIL 2 acc. to IEC 61508



### Dimensions



### Technical Data

General specifications		
Switching function		Normally closed (NC)
Output type		NAMUR
Rated operating distance	$s_n$	15 mm
Installation		non-flush
Assured operating distance	$s_a$	0 ... 12.15 mm
Reduction factor $r_{Al}$		0.4
Reduction factor $r_{Cu}$		0.3
Reduction factor $r_{304}$		0.85
Output type		2-wire
Nominal ratings		
Installation conditions		
A		18 mm
B		30 mm
C		45 mm
F		90 mm
Nominal voltage	$U_o$	8.2 V ( $R_i$ approx. 1 k $\Omega$ )

Release date: 2023-01-27 Date of issue: 2023-01-27 Filename: 70133317\_eng.pdf

Refer to "General Notes Relating to Pepperl+Fuchs Product Information".

Pepperl+Fuchs Group  
www.pepperl-fuchs.com

USA: +1 330 486 0001  
fa-info@us.pepperl-fuchs.com

Germany: +49 621 776 1111  
fa-info@de.pepperl-fuchs.com

Singapore: +65 6779 9091  
fa-info@sg.pepperl-fuchs.com

PEPPERL+FUCHS

## Technical Data

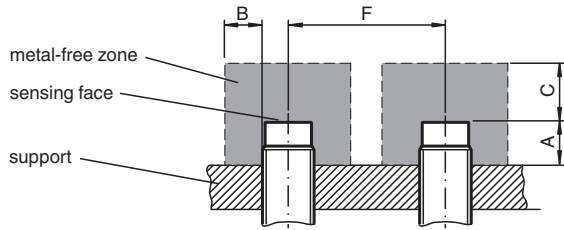
Switching frequency	f	0 ... 100 Hz
Hysteresis	H	1 ... 5 typ. 3 %
<b>Current consumption</b>		
Measuring plate not detected		min. 3 mA
Measuring plate detected		≤ 1 mA
<b>Functional safety related parameters</b>		
Safety Integrity Level (SIL)		SIL 2
MTTF <sub>d</sub>		4560 a
Mission Time (T <sub>M</sub> )		20 a
Diagnostic Coverage (DC)		0 %
<b>Compliance with standards and directives</b>		
Standard conformity		
NAMUR		EN 60947-5-6:2000 IEC 60947-5-6:1999
Standards		EN 60947-5-2:2007 EN 60947-5-2/A1:2012 IEC 60947-5-2:2007 IEC 60947-5-2 AMD 1:2012
<b>Approvals and certificates</b>		
IECEX approval		
Equipment protection level Gb		IECEX PTB 11.0037X
Equipment protection level Da		IECEX PTB 11.0037X
Equipment protection level Mb		IECEX PTB 11.0037X
ATEX approval		
Equipment protection level Gb		PTB 00 ATEX 2048 X
Equipment protection level Da		PTB 00 ATEX 2048 X
UL approval		
		cULus Listed, General Purpose
CCC approval		
Hazardous Location		2020322315002255
NEPSI approval		
NEPSI certificate		GYJ16.1393X
TIIS approval		
		on request
ANZEx		
		18.3018X
KCC approval		
Hazardous Location		19-AV4BO-0227
Marine approval		
		DNVGL TAA00001A5
<b>Ambient conditions</b>		
Ambient temperature		-25 ... 100 °C (-13 ... 212 °F)
<b>Mechanical specifications</b>		
Connection type		cable
Housing material		PBT
Sensing face		PBT
Degree of protection		IP66 / IP68
Cable		
Cable diameter		6 mm ± 0.2 mm
Bending radius		> 10 x cable diameter
Material		PVC
Core cross section		0.75 mm <sup>2</sup>
Length	L	2 m
<b>General information</b>		
Use in the hazardous area		see instruction manuals

Release date: 2023-01-27 Date of issue: 2023-01-27 Filename: 70133317\_eng.pdf

**Connection**



**Installation**



**Accessories**

	<p><b>BF 30</b></p>	<p>Mounting flange, 30 mm</p>
--	---------------------	-------------------------------

Release date: 2023-01-27 Date of issue: 2023-01-27 Filename: 70133317\_eng.pdf